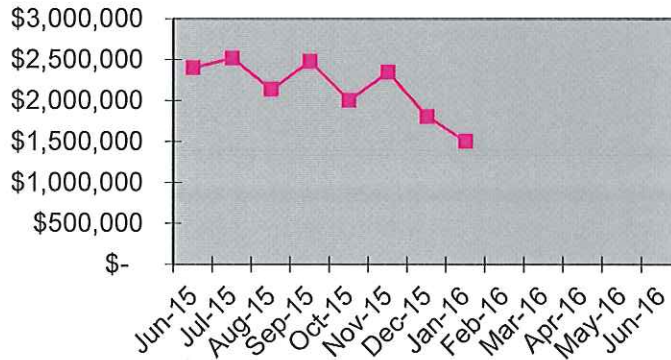


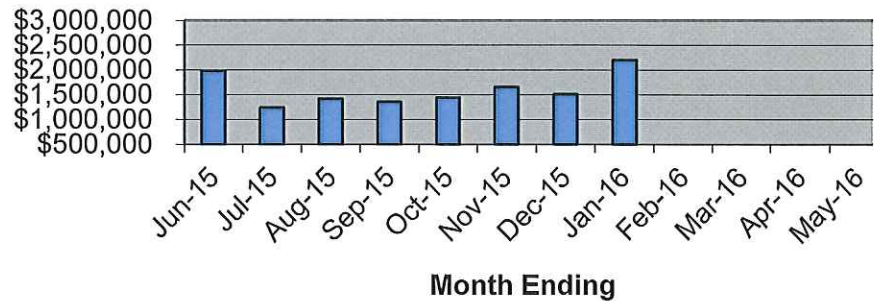
**River Valley School District
Board Financial Report
January, 2016**

Month End Cash Balance	
	Actual
Jun-15	\$ 2,402,776
Jul-15	\$ 2,519,993
Aug-15	\$ 2,138,777
Sep-15	\$ 2,481,458
Oct-15	\$ 2,005,377
Nov-15	\$ 2,348,897
Dec-15	\$ 1,804,288
Jan-16	\$ 1,503,154
Feb-16	
Mar-16	
Apr-16	
May-16	
Jun-16	
Checks	
	\$ Amount
Jun-15	\$ 1,980,288
Jul-15	\$ 1,238,746
Aug-15	\$ 1,417,043
Sep-15	\$ 1,354,846
Oct-15	\$ 1,444,728
Nov-15	\$ 1,657,602
Dec-15	\$ 1,511,518
Jan-16	\$ 2,200,476
Feb-16	
Mar-16	
Apr-16	
May-16	
Jun-16	
Revenues	
	\$ Amount
Jun-15	\$ 926,113
Jul-15	\$ 159,829
Aug-15	\$ 3,345,308
Sep-15	\$ 1,011,780
Oct-15	\$ 119,354
Nov-15	\$ 434,624
Dec-15	\$ 1,579,023
Jan-16	\$ 3,293,372
Feb-16	
Mar-16	
Apr-16	
May-16	
Jun-16	

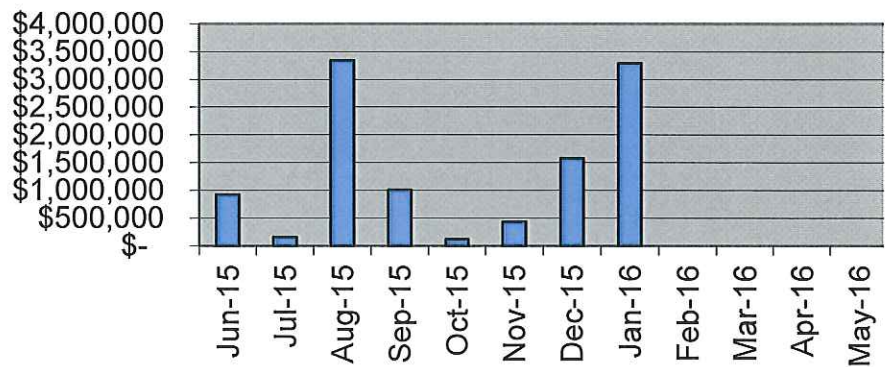
Actual Cash Balance



Check Disbursements



Revenues



January, 2016

The Peoples Community Bank (Checking Account Activity)

Beginning Balance:	\$200,023.57
ADD: Total Credits	\$5,565,662.47
LESS: Total Debits	\$5,565,659.26
	<u>\$ 200,026.78</u>

NET DISTRICT FUNDS

Checking Account

Community Bank	
ENDING BALANCE	<u>\$ 200,026.78</u>

Wisconsin Investment Cooperative Series

	<u>\$ -</u>
--	-------------

Local Government Investment Pool

#1 (general account)	\$774,601.20
#2 (fund 49 - building fund)	\$ 525,354.73
#3 (fund 39 - debt service)	\$ 3,170.97
#4 (Misc. Project)	

Subtotal	<u>\$1,303,126.90</u>
----------	-----------------------

LESS: Short term loan

	<u>\$ -</u>
--	-------------

Ending Balance	<u>\$1,503,153.68</u>
----------------	-----------------------