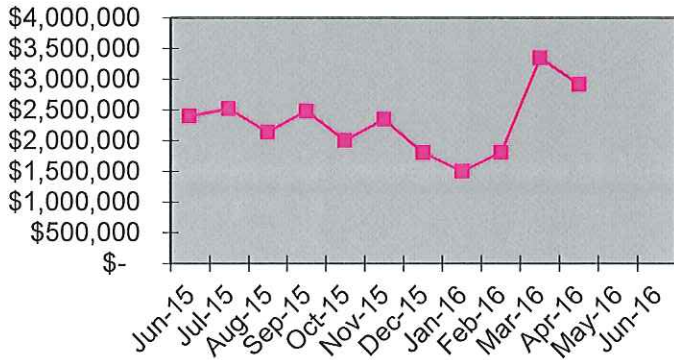


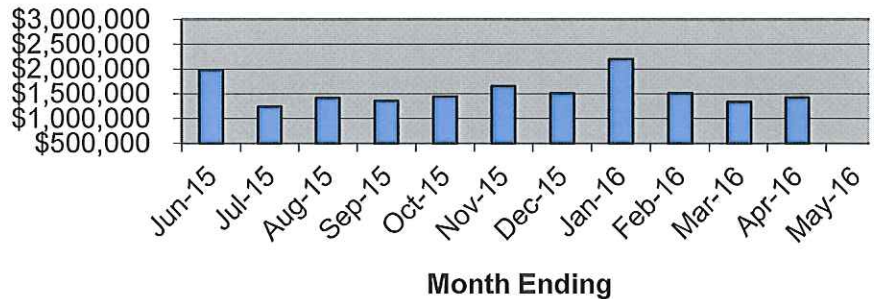
**River Valley School District
Board Financial Report
April, 2016**

| Month End Cash Balance | |
|-------------------------------|------------------|
| | Actual |
| Jun-15 | \$ 2,402,776 |
| Jul-15 | \$ 2,519,993 |
| Aug-15 | \$ 2,138,777 |
| Sep-15 | \$ 2,481,458 |
| Oct-15 | \$ 2,005,377 |
| Nov-15 | \$ 2,348,897 |
| Dec-15 | \$ 1,804,288 |
| Jan-16 | \$ 1,503,154 |
| Feb-16 | \$ 1,812,062 |
| Mar-16 | \$ 3,347,692 |
| Apr-16 | \$ 2,918,132 |
| May-16 | |
| Jun-16 | |
| Checks | |
| | \$ Amount |
| Jun-15 | \$ 1,980,288 |
| Jul-15 | \$ 1,238,746 |
| Aug-15 | \$ 1,417,043 |
| Sep-15 | \$ 1,354,846 |
| Oct-15 | \$ 1,444,728 |
| Nov-15 | \$ 1,657,602 |
| Dec-15 | \$ 1,511,518 |
| Jan-16 | \$ 2,200,476 |
| Feb-16 | \$ 1,515,223 |
| Mar-16 | \$ 1,340,591 |
| Apr-16 | \$ 1,422,886 |
| May-16 | |
| Jun-16 | |
| Revenues | |
| | \$ Amount |
| Jun-15 | \$ 926,113 |
| Jul-15 | \$ 159,829 |
| Aug-15 | \$ 3,345,308 |
| Sep-15 | \$ 1,011,780 |
| Oct-15 | \$ 119,354 |
| Nov-15 | \$ 434,624 |
| Dec-15 | \$ 1,579,023 |
| Jan-16 | \$ 3,293,372 |
| Feb-16 | \$ 3,101,441 |
| Mar-16 | \$ 1,993,939 |
| Apr-16 | \$ 338,459 |
| May-16 | |
| Jun-16 | |

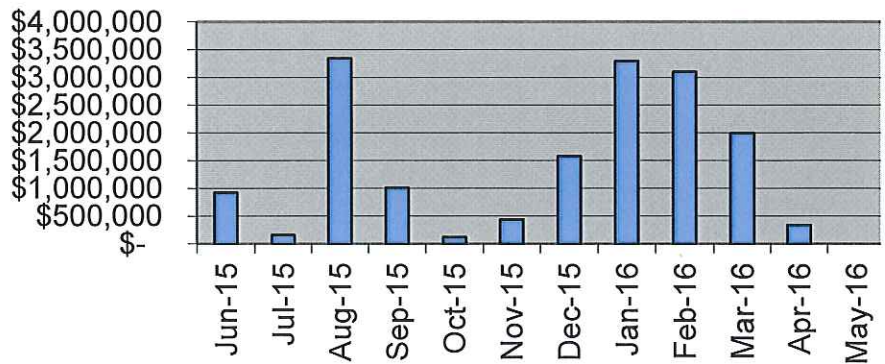
Actual Cash Balance



Check Disbursements



Revenues



April, 2016

The Peoples Community Bank (Checking Account Activity)

| | |
|--------------------|----------------------|
| Beginning Balance: | \$200,059.10 |
| ADD: Total Credits | \$2,110,080.93 |
| LESS: Total Debits | \$2,110,077.81 |
| | <u>\$ 200,062.22</u> |

NET DISTRICT FUNDS

Checking Account

| | |
|----------------|----------------------|
| Community Bank | |
| ENDING BALANCE | <u>\$ 200,062.22</u> |

Wisconsin Investment Cooperative Series

| | |
|--|-------------|
| | <u>\$ -</u> |
|--|-------------|

Local Government Investment Pool

| | |
|------------------------------|----------------|
| #1 (general account) | \$2,189,015.32 |
| #2 (fund 49 - building fund) | \$ 525,880.68 |
| #3 (fund 39 - debt service) | \$ 3,174.14 |
| #4 (Misc. Project) | |

| | |
|----------|-----------------------|
| Subtotal | <u>\$2,718,070.14</u> |
|----------|-----------------------|

LESS: Short term loan

| | |
|--|-------------|
| | <u>\$ -</u> |
|--|-------------|

| | |
|----------------|-----------------------|
| Ending Balance | <u>\$2,918,132.36</u> |
|----------------|-----------------------|